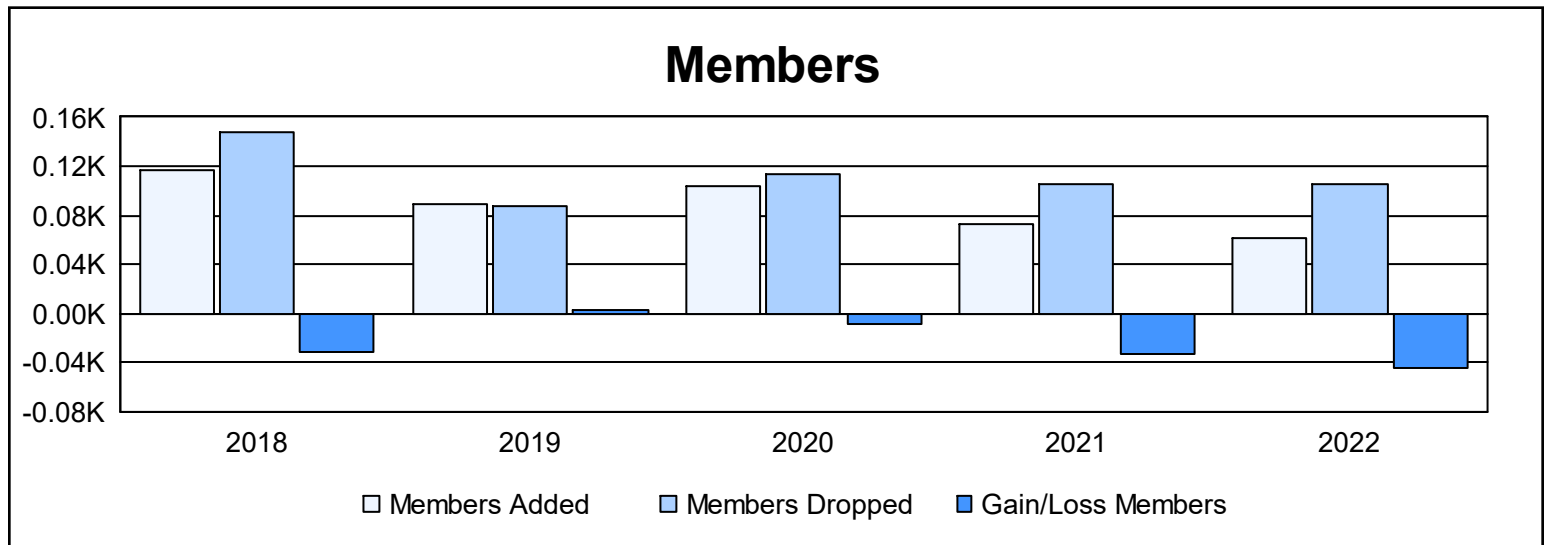
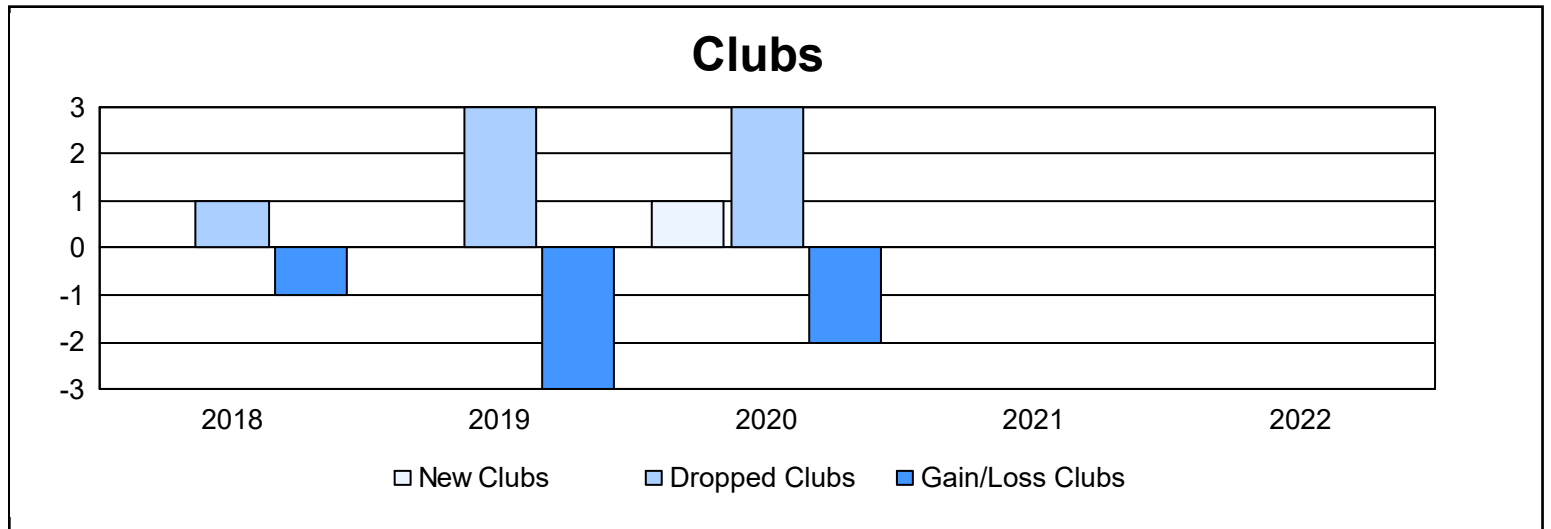
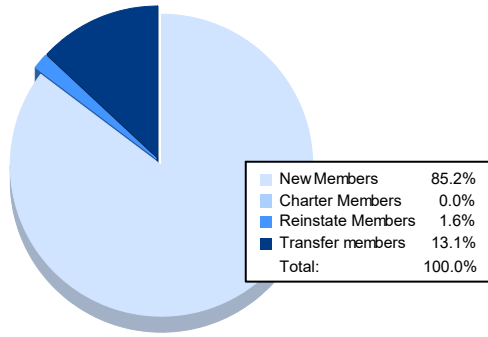


Year	New Clubs	Dropped Clubs	Gain/ Loss Clubs	New Members	Charter Members	Reinstate Members	Transfer Members	Total Member Added	Total Members Dropped	Gain/ Loss Members
2017-2018	0	1	-1	101	4	1	10	116	148	-32
2018-2019	0	3	-3	71	2	0	16	89	87	2
2019-2020	1	3	-2	54	42	1	7	104	113	-9
2020-2021	0	0	0	55	3	0	15	73	106	-33
2021-2022	0	0	0	52	0	1	8	61	106	-45
<b>Average</b>	<b>0</b>	<b>1</b>	<b>-1</b>	<b>67</b>	<b>10</b>	<b>1</b>	<b>11</b>	<b>89</b>	<b>112</b>	<b>-23</b>



### Membership Composition June 2022 Cumulative



### Gender Composition June 2022 Cumulative

